

# SPECIFICATIONS



## PR 1000 Two-way Weather Resistant Speaker System

**Frequency Response:**  
65-20 kHz +/- 3 db

**Low Frequency Limit (-3 dB):**  
65 Hz

**Useable Low Frequency Limit  
(-10 dB):**  
50 Hz

**Power Handling:**  
125 W (maximum)

**Sound Pressure Level, 1 Watt at  
1 Meter, Swept Sine Input in  
Anechoic Environment:**  
91 dB

**Maximum Sound Pressure Level:**  
112 dB

**Radiation Angle Measured at -6 dB  
Point of Polar Response of Swept  
Sine Input:**

<b>Horizontal Plane:</b>	<b>Vertical Plane:</b>
250—500 Hz	250—500 Hz
200° +/-60°	160° +/-60°

500—10,000 Hz	500—10,000 Hz
90° +/-40°	80° +/-30°

10,000—16,000 Hz	10,000—16,000 Hz
70° +/-10°	60° +/-20°

**Directivity Factor Q,  
500 Hz—16,000 Hz Median:**  
7.2 (±2.2)

**Directivity Factor D<sub>i</sub>, 500-16,000 Hz  
Median:**  
8.6 dB (±3.4 dB)

**Transducer Complement:**  
One 12" low frequency driver  
One Constant directivity horn

**Impedance:**  
8 ohms (nominal)  
6.8 ohms (minimal)

**Enclosure Materials:**  
Polyethylene

**Mounting:**  
Via Omnimount® 100 or stand moun-  
table

**Dimensions:**  
14" W x 21" H x 11" D (front)  
8¼" W x 19½" H x 11" D (rear)

**Net Weight:**  
22 lbs. (10 kg)

### DESCRIPTION

The PR™ 1000 combines outstanding sound quality and durability in an attractive and versatile package. The weatherproof enclosure is perfectly suited for permanent outdoor installation. The custom made 12" woofer and horn loaded tweeter are protected by a sturdy metal grille. The PR 1000 has a frequency response of 65 Hz to 20 kHz and a sensitivity of 91 dB at 1 watt, 1 meter. The trapezoidal enclosure is constructed of durable black or ivory polyethylene. The PR 1000 can be mounted via Omnimount® Series 100 hardware on either its top or side. In addition to these mounting points, a stand adaptor has been molded into the enclosure.

Omnimount® is a registered trademark of Omnimount Systems, Inc.

**PEAVEY®**  
ARCHITECTURAL ACOUSTICS®

**DIRECTIVITY**

Beamwidth and directivity factors are derived from the -6 dB points from the polar plots (see figure 5) which are measured in a whole space anechoic environment. These are specifications which provide a reference to the coverage characteristics of the enclosure. These parameters provide insight for proper speaker placement and installation in the chosen environment. The blending of the components exhibits a desirable beamwidth and directivity factor (Figures 3 and 4) suitable for all permanent installations.

**FREQUENCY RESPONSE**

The frequency response of the PR 1000 is measured in an anechoic environment at a distance of one meter while using a 2.82 volt swept sine input. This measurement is useful in determining the accuracy in which the enclosure reproduces the input signal. The combination of the low frequency loudspeaker and the constant directivity horn results in a flat response as shown in Figure 1.

**POWER HANDLING**

There are many different approaches to power handling ratings, the most common being EIA standard RS-426A. The derived shape of this test spectrum was an attempt to simulate the spectral content of contemporary music. Although it does resemble contemporary music, EIA-RS-426A does not contain the same levels of very low frequency material found in live music situations. Very high levels of low frequency material produce distortion and, ultimately, device failure. The presence of this low frequency material will therefore yield lower device ratings than produced by EIA Standard

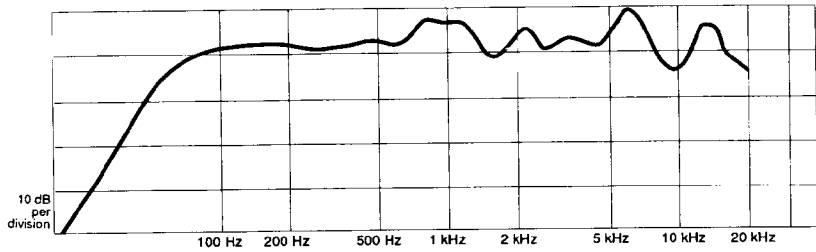


Figure 1. FREQUENCY RESPONSE

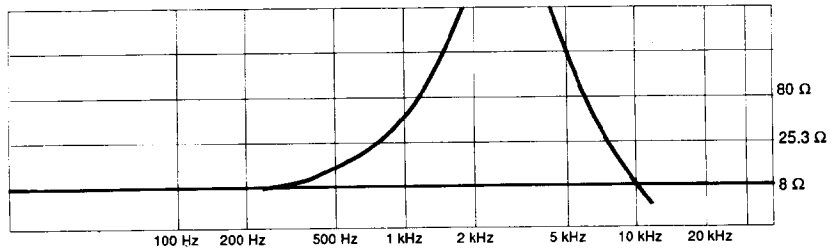


Figure 2. IMPEDANCE

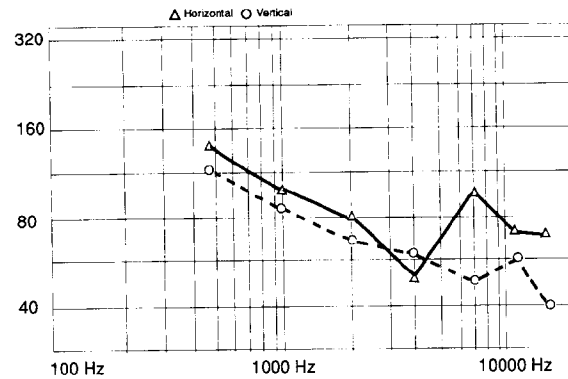


Figure 3. BEAMWIDTH VS. FREQUENCY

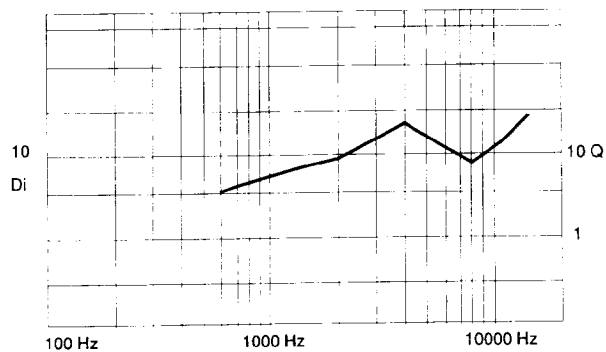
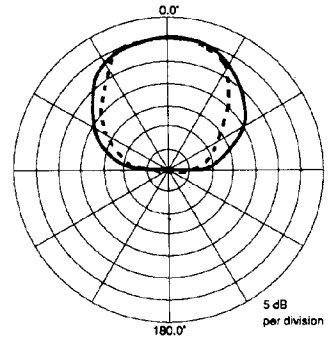
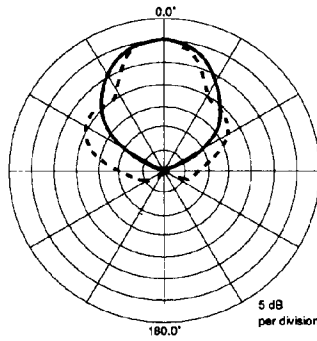
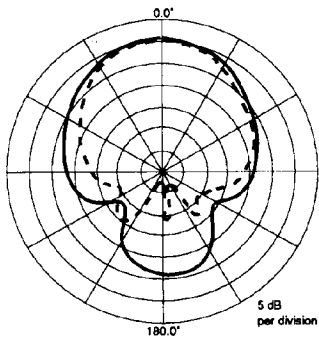


Figure 4. DIRECTIVITY

**HORIZONTAL**

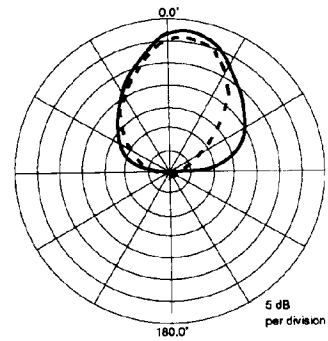
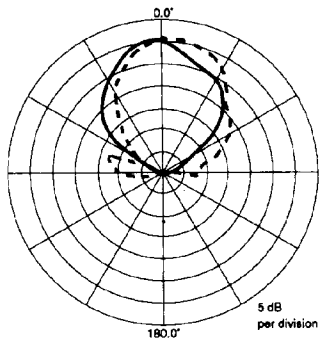
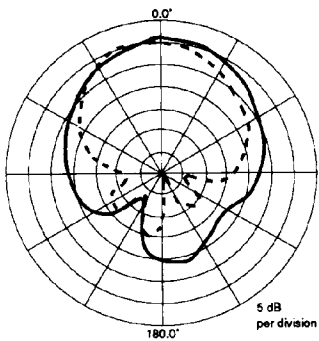


— 500 Hz  
 ..... 1 kHz

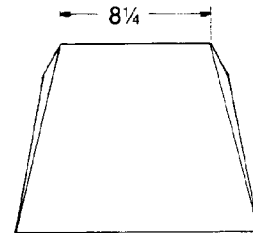


— 2 kHz  
 ..... 4 kHz

— 8 kHz  
 ..... 16 kHz

**VERTICAL**



**Figure 5. POLAR PATTERNS**



**Dimensional Drawing**

RS-426A. Although the Peavey ratings are lower than those produced by the EIA test spectrum, they are far more reliable and will have a direct correlation to real world situations.

#### **MOUNTING**

The PR 1000 is supplied with four threaded inserts symmetrically placed on the gravity center of the enclosure, which will allow both vertical and horizontal flying without overstressing the cabinet. The cabinet is reinforced with 12 gauge steel brackets. The grille frame is permanently attached to the baffle to alleviate any possibility of separation of the grille from the baffle. It is also equipped with a stand adaptor.

#### **ARCHITECTURAL & ENGINEERING SPECIFICATIONS**

The loudspeaker system shall have an operating bandwidth of 65 Hz to 20 kHz. The output level shall be 91 dB when measured at a distance of one meter with an input of one watt. The nominal impedance shall be 8 ohms. The continuous power handling shall be 125 watts maximum program power. The nominal radiation geometry shall be 90 degrees in the horizontal plane and 60 in the vertical plane. The outside dimensions shall be 14 inches wide by 21 inches high by 11 inches deep. The weight shall be 22 lbs. The loudspeaker system shall be a Peavey Architectural Acoustics Division Model PR 1000.

**CAUTION:** Before attempting to suspend this speaker, consult a certified structural engineer. Speaker can fall from improper suspension, resulting in serious injury and property damage. All associated rigging is the responsibility of others. This speaker system can permanently damage hearing! Use extreme care setting maximum loudness. **Do not attempt to hang or mount any other product or device on this enclosure.**

#### **MAX POWER:**

125 W

#### **IMPEDANCE:**

8 ohms

#### **WEIGHT:**

22 lbs.

### **LIMITED WARRANTY**

Peavey Electronics Corporation warrants to the original purchaser of this new Architectural Acoustics product that it is free from defects in material and workmanship. If within one (1) year from date of purchase a properly installed product proves to be defective and Peavey is notified, Peavey will repair or replace it at no charge. (Note: Batteries and patch cords not covered.) "Original purchaser" means the customer for whom the product is originally installed.

Damage resulting from improper installation, interconnection of a unit or system of another manufacturer, accident or unreasonable use, neglect or any other cause not arising from defects in material and workmanship is not covered by this warranty. The warranty is valid only as to products purchased and installed in the United States.

**THIS LIMITED WARRANTY IS IN LIEU OF ANY AND ALL WARRANTIES, EXPRESSED OR IMPLIED, INCLUDING THE IMPLIED WARRANTIES OF MERCHANTABILITY AND FITNESS FOR A PARTICULAR USE. UNDER NO CIRCUMSTANCES WILL PEAVEY BE LIABLE FOR ANY LOST PROFITS, LOST SAVINGS, INCIDENTAL DAMAGES OR CONSEQUENTIAL DAMAGES ARISING OUT OF THE USE OR INABILITY TO USE THE PRODUCT, EVEN IF PEAVEY HAS BEEN ADVISED OF THE POSSIBILITY OF SUCH DAMAGE. THIS LIMITED WARRANTY IS THE ONLY EXPRESSED WARRANTY ON THIS PRODUCT, AND NO OTHER STATEMENT, REPRESENTATION, WARRANTY, OR AGREEMENT BY ANY PERSON SHALL BE VALID OR BINDING UPON PEAVEY.**

Peavey's liability to the original purchaser for damages for any cause whatsoever and regardless of the form of action, is limited to the actual damages up to the greater of Five Hundred Dollars (\$500) or an amount equal to the purchase price of the product that caused the damage or that is the subject of or is directly related to the cause of action. This limitation of liability will not apply to claims for personal injury or damage to real property or tangible personal property allegedly caused by Peavey's negligence. For information on service under this warranty, call a Peavey customer service representative at (601) 483-5376.



Features and specifications subject to change without notice.

A Division of **Peavey Electronics Corporation**

711 A Street, P. O. Box 2898, Meridian, MS 39302-2898 / (601) 483-5376 / Telex: 504115 / Fax: (601) 484-4278